

Vetlink (Kiosk)
– patient facing
and staff facing

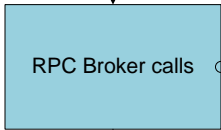


Event – Patient checks-in at the kiosk or with Staff

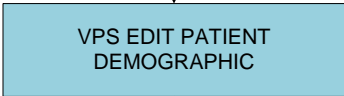


Event – Staff-facing – staff resource
submits vetted demographic changes

VistA - VA
POINT OF
SERVICE

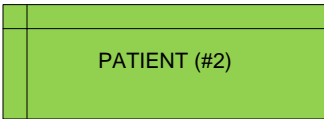
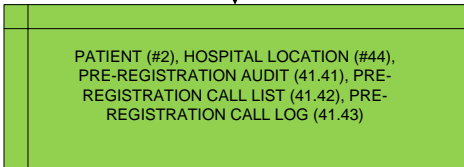


- VPS FULLSSN
- VPS GET CLINIC
- VPS GET DFN
- VPS GET PATIENT DEMOGRAPHIC
- VPS GET SITES
- VPS LAST5
- VPS LIST ALL
- VPS PATIENT CHECK-IN
- VPS PATIENT PRE-REGISTRATION



Retrieve data and check-in patient. Return patient demographic and encounter data to Vetlink.

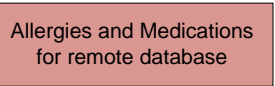
VistA – various
pkgs/files



Perform edits to patient record. Return results of edits to Vetlink.



CDW



Vetlink (Kiosk)
– patient facing and staff facing

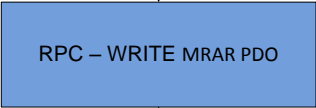
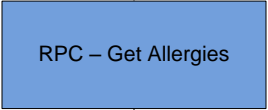
Vetlink Event – request remote allergies and med
Results returned to Vecna for UI display

Vetlink Event - request for changes to allergies in last 24 hours.
Results returned to Vecna for UI display



Vetlink Event – save MRAR

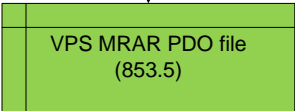
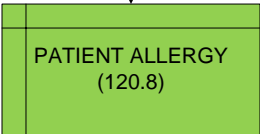
VistA - VA
POINT OF
SERVICE



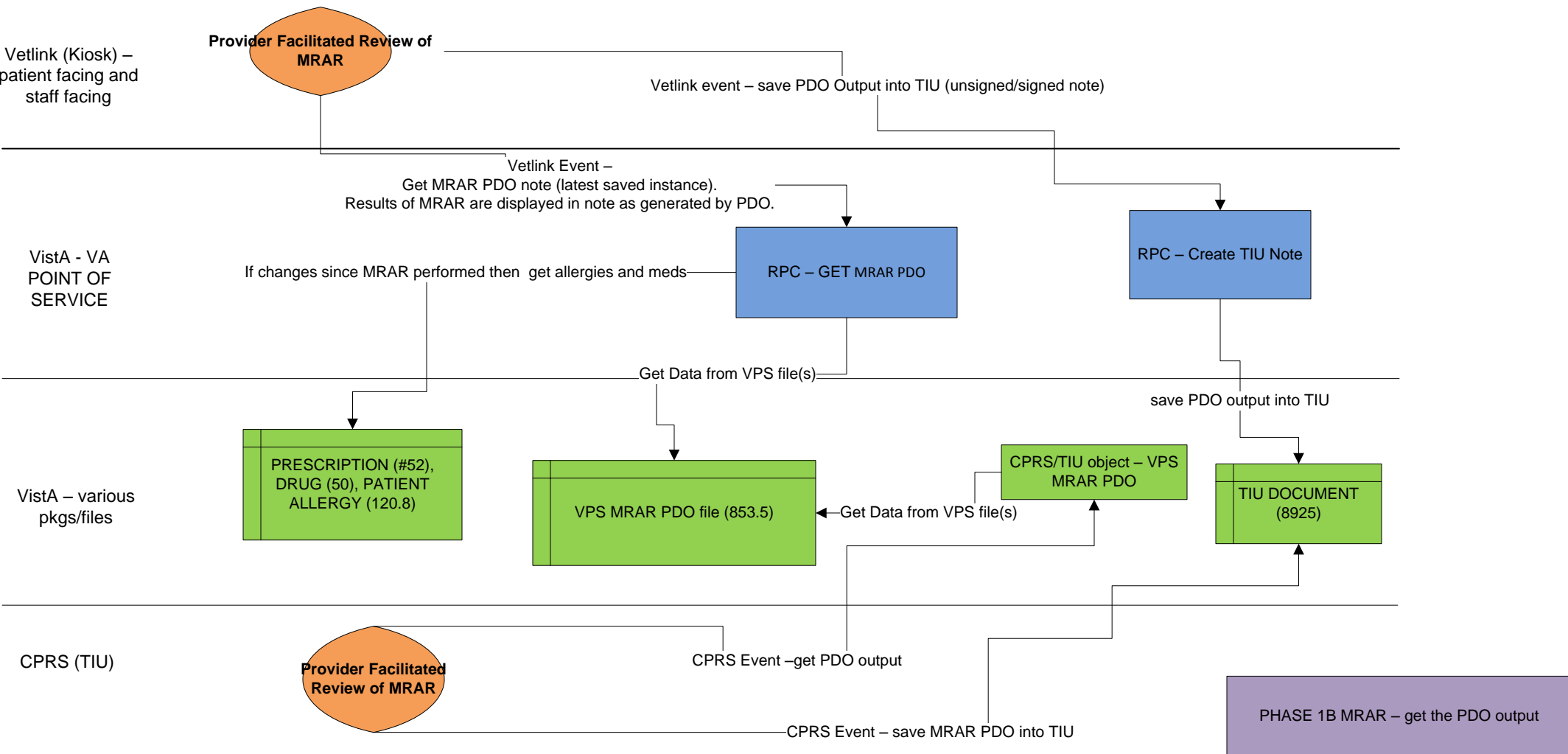
Retrieve local allergies

Save MRAR data into VPS file(s)

VistA – various
pkgs/files



PHASE 1B MRAR – Creating the MRAR PDO
output

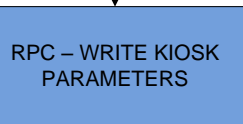




VETLINK

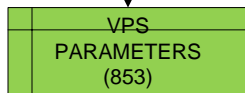
Vetlink Event –
Save Kiosk parameters to VistA

VistA - VA
POINT OF
SERVICE



Write Data to VPS datafile

VistA – various
pkgs/files



PHASE 1B MRAR – Kiosk Administration